



## COMMISSIONERS

### Essex County

Hon. Edwin E. Smith, Jr.  
Hon. John C. Magruder  
Ms. Sarah Pope

### Town of Tappahannock

Hon. Katherine B. Carlton

### Gloucester County

Hon. Ashley C. Chriscoe  
(Chairman)  
Hon. Michael W. Hedrick  
Dr. William G. Reay

### King and Queen County

Hon. Sherrin C. Alsop  
Hon. R. F. Bailey  
Ms. Vivian Seay

### King William County

Hon. Edwin H. Moren, Jr.  
Hon. Travis J. Moskalski  
(Vice-Chairman)  
Mr. Otto O. Williams  
Mr. Percy C. Ashcraft

### Town of West Point

Hon. James M. Pruett  
Mr. John B. Edwards, Jr.

### Mathews County

Hon. Melissa Mason  
Hon. David Jones  
Mr. Harry Meeks  
Ms. Ramona Wilson

### Middlesex County

Hon. Wayne H. Jessie, Sr.  
(Treasurer)  
Hon. Reggie Williams, Sr.  
Ms. Kendall Webre

### Town of Urbanna

Hon. Dr. William T. Goldsmith

### Secretary/Director

Mr. Lewis L. Lawrence, III

## VDH-LP SWAP

### Low Income Qualified Residential Septic Repair/Replacement, Well Replacement, Abandonments, Sewer Connections, and Public Water Connections

#### Contractors:

The Middle Peninsula Planning District Commission Septic and Well Assistance Program is soliciting bids for the attached project. Projects are supported by a grant program funded by the Virginia Department Health (VDH) and administered by the Middle Peninsula Planning District Commission (MPPDC) Septic and Well Assistance Program.

Grant funds will be utilized to fund 100% of the approved amount. The attached project has already been qualified for grant funding and the next phase is to solicit bids from contractors.

Attached you will find an itemized bid sheet breaking out certain costs and acknowledgments that need to be captured, a scope of work, and existing permits. Awarded projects are to be completed in a timely manner. **All work must be completed before the expiration of permits.** Work is done for the MPPDC SWAP Program, who disperses payment. You will receive a Notice to Proceed if you are awarded the project.

The grant has a hard deadline, to be reimbursed by this program all work, associated paperwork, invoices, and receipts must be dated prior to and received by the MPPDC SWAP Program Manager **no later than June 30<sup>th</sup>, 2025.**

For additional information or assistance, please contact Taylor Ovide, Coastal Resilience Planner at (804) 758-2311 or [tovide@mppdc.com](mailto:tovide@mppdc.com).

## Well Installation and Well Abandonment Project (2023-MPPDC-03W)

**Address: 168 Johnson Lane, Tappahannock, VA 22560**

**Cost for Line Item #1 (include total cost for items A-H) These are known factors. Vendors must invoice for actual cost incurred as described in the attached scope of work and permits.**

Total	
	<b>Line 1 Total Bid Cost</b>
<b>Line Item # 1;</b> The contractor shall furnish all labor, supervision, equipment, tools, parts, supplies and materials, as necessary, to perform the services as described in the scope of work and permits:	\$
Itemized	
	<b>Itemized Bid Cost</b>
<b>A&amp;B)</b> Costs to construct and install a well to specification in compliance with the attached Local Health Department Permit and code:	\$
<b>C1)</b> Costs of Tree Removal per permit:	\$
<b>C2)</b> Costs of Site Clearing per permit:	\$
<b>F)</b> Costs of abandoning the existing well as specified by scope, permit, and code:	\$
<b>H)</b> Costs of stabilizing, seeding and grading the site after construction to return to the original state in compliance with applicable code:	\$
Additional Itemized Costs Not Included In Line 1:	
Additional costs not included in line item 1:	\$

**Signature:** \_\_\_\_\_ **Date** \_\_\_\_\_

**Bid is good for** \_\_\_\_\_ **days**

**The following are required. Please initial in agreement to perform the following and that any costs to perform these tasks are included in Line Item 1:**

	Initial on the lines below;
<p><b>D)</b> Provide, or subcontract with a licensed plumber and electrician to complete project per permits, scope of work, and code to convey the appropriate amount of water to the home plumbing system:</p>	<p>_____</p>
<p><b>I)</b> Bidders shall comply with all requirements of DPOR for contracting and executing the contract with the MPPDC. Operate within the requirements of the DPOR Water Well System Provider Certification and proof of insurance. Documentation of appropriate Licenseses Shall be provided to the MPPDC.</p>	<p>_____</p>
<p><b>L)</b> Submit invoice to <a href="mailto:tovide@mppdc.com">tovide@mppdc.com</a> once Local Water Authority has inspected and provided a completion report and inspection. Include a copy of the completion statement along with a copy of the ROI, GW-2, GW-05, lab results and completion statement:</p>	<p>_____</p>

**Well Installation and Well Abandonment (2023-MPPDC-03W)**

**Address: 168 Johnson Lane, Tappahannock, VA 22560**

**Scope of work:**

The contractor shall furnish all labor, supervision, equipment, tools, parts, supplies and materials, as necessary, to perform the services as described herein:

**Cost for Line Item #1 (include total cost for items A-H). These are known factors. Vendors must invoice for actual cost incurred as described herein.** The initial bid should be an average cost/foot of depth for 150 feet (add other itemized costs such as mobilization/setup, etc.). Please note: 150 feet is an estimate, vendor will bill based on actual service performed, actual depth drilled (as verified on the GW-2 and VDH's Record of Inspection). Vendor will only be paid for actual well depth drilled, casing depth, grout depth, depth of drop pipe, pump, etc. Vendor must provide a detailed bid for 150 ft.; any additional footage must be listed as additional services at a per foot rate. Vendors who submit bids for over or under 150 feet; will not be accepted.

A) Construct a private water well that meets the location, construction specifications, water quantity, and water quality requirements of the Virginia Private Well Regulations (12VAC5-630-10 et seq., the Regulations).

B) Construct the above class III(B) well with a minimum of 50' of casing and grout and in compliance with the Essex County Health Department Well Construction and Abandonment Permit 128-22-0106 at 168 Johnson Lane, Tappahannock, VA 22560 in the location shown on the permit. The permit may contain additional conditions, notes, and information needed to construct the well.

C) Tree Removal and Site Clearing: A pre-bid site visit is recommended to determine what if any tree removal or site clearing that may need to occur. Per the above referenced Permit, remove any trees and wood debris as described in the permit and haul away wood and debris unless notified otherwise. Costs of tree removal and site clearing should be included in initial bids. Any additional site clearing or tree removal required during installation must be submitted in writing to and approved by MPPDC in writing including an additional cost estimate.

D) Provide, or subcontract with a licensed plumber and electrician to provide, the well pump, plumbing, and electrical required to convey the water under sanitary conditions from the well to the home plumbing system in the quantity required by the Regulations and the Virginia Uniform Statewide Building Code. This includes obtaining or assuring that the owner obtains all permits and inspections necessary by the local building authority in compliance with the Virginia Uniform Statewide Building Code.

E) Disinfect the well and plumbing as required by the Regulations and provide the required Uniform Water Well Completion Report (GW2). Obtain a final compliance inspection from the health department and a Record of Inspection and assure that the well is tested and complies with the water quality requirements of the Regulations.

F) Appropriately abandon existing private drinking water supply/well. Abandon the well as specified by the Regulations and by the **Essex** Health Department Well Construction and Abandonment Permit [128-22-0106]. This would include disinfecting the existing well and assessing the well depth, materials, and depth to water. Salvage any materials that can be removed from the well. Additional requirements and conditions may be found on the abandonment permit. Submit the required Uniform Water Well Completion Report GW-5 Well Abandonment Form with all required information filled out.

G) Follow all regulations and permitting pertaining to erosion and sediment control including stabilizing, seeding, and grading the site after construction to return to the original state. Control construction runoff with proper practices so as not to become a nuisance to the owner or to neighboring properties or cause sediment to be discharged into state waters and drainage ditches. Any construction debris must also be removed from the site and disposed of properly.

H) Bidders shall comply with all requirements of the Department of Professional and Occupational Regulations (DPOR) for contracting and executing the contract with the Virginia Department of Health. Operate within the requirements of the DPOR Water Well System Provider Certification and proof of insurance. Bidders contacted by VDH to provide any missing required documents, must provide the document within 24 business hours or their bid will be considered non-responsive.

I) Submit invoice to [tovide@mppdc.com](mailto:tovide@mppdc.com) once Local Water Authority has inspected and provided a completion report and inspection and the Local Health Department has issued the Record of Inspection (ROI) along with a copy of the ROI, GW-2, GW-05, lab results and completion statement.

**Additional Services (If Needed) Bidder must contact VDH Project Manager listed on the Notice to Proceed for approval prior to any additional services performed. VDH will issue a change order for actual additional services rendered.**

The contractor shall furnish all labor, supervision, equipment, tools, parts, supplies and materials, as necessary, to perform the services as described herein:

- A. Additional depth (beyond 150 ft.): provide a per foot rate for additional depth. If bidder has an estimate of how deep the well may be at this location, please provide. Example:

Additional Depth (beyond 150 feet): \$25/ft, estimated additional depth 250 feet, estimated total well depth 400 feet.

- B. Additional cost for installation of a pump below 150 ft., including per foot cost for drop pipe.
- C.

### **Breakdown of Total Cost**

When responding to solicitation Bidders must attach a document listing breakdown of total cost for line item 1. Bidders must attach a separate breakdown of cost for additional services.

Additional cost should not be included in line item 1 bid submission.

**Optional site visit:** If a site visit is needed please contact Taylor Ovide to arrange a day/time for a site visit.

### **Additional questions:**

Contact Taylor Ovide via email: [tovide@mppdc.com](mailto:tovide@mppdc.com)

### **Notice to Proceed**

If Bidder is selected for award, the Bidder shall be required to provide a signed Notice to proceed form within 3 business days of notification. VDH will provide a form for signature.

**Private Well Replacement Construction Permit**

October 31, 2022

Curtis Johnson  
168 Johnson Lane  
Tappahannock, VA 22560

Tax Map # 28-14A  
HDID #: 128-22-0106

**Property Address:**

168 Johnson Lane  
Tappahannock, VA 22560

The attached drawings and below specifications constitute your permit to install and abandon a private well on the property referenced above. This permit is null and void if conditions are changed from those shown on your application or if conditions are changed from those shown on the attached construction drawings and specifications. VDH may revoke or modify any permit if, at a later date, it finds that the site conditions, well location, and/or design do not substantially comply with the Private Well Regulations, *12 VAC 5-630-10 et seq*, or if the well would threaten public health or the environment. There may be other local, state, or federal laws or regulations that apply to the proposed construction of this private well. The landowner is responsible at all times for complying with all applicable local, state, and federal laws and regulations, and for ensuring that the water well is properly located on the landowner's property and in the approved area indicated on the attached schematic.

Your private well must be inspected by a representative of the local health department. Your private well may not be placed into operation until you have obtained a Record of this Inspection (ROI) from the Essex County Health Department. This construction permit is transferable until expired or deemed null and void. A permit transfer form may be found on the VDH website at <http://www.vdh.virginia.gov/environmental-health/gmp-2015-01-forms/>.

Before you can obtain your ROI, you must provide the Health Department with a complete Water Well Completion Statement /GW-2 from your well driller and a record of a satisfactory bacteriological sample result.

Well Purpose: Domestic Drinking Water

Well Class: III B

Distance from Building Sewer: 50'

Distance from Septic/Pretreatment Tank: 50'+

Distance from Conveyance System: 60'+

Distance from Absorption Area: 50'+

Minimum distance from any current or future soil-poisoned termite treated foundation: 50'

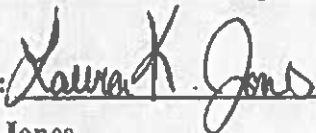
Minimum Casing Depth: 50'

Minimum Grout Depth: 50'

See attached construction drawing and abandonment information.

**THIS PERMIT EXPIRES: April 30, 2027**

Issued by:



Date: October 31, 2022

Laura K. Jones  
Environmental Health Specialist Senior  
Three Rivers Health District

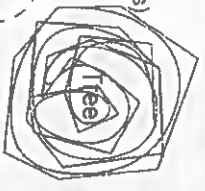
**Construction Drawing:**

HDD: 128-22-0106  
 Tax Map: 28-14A

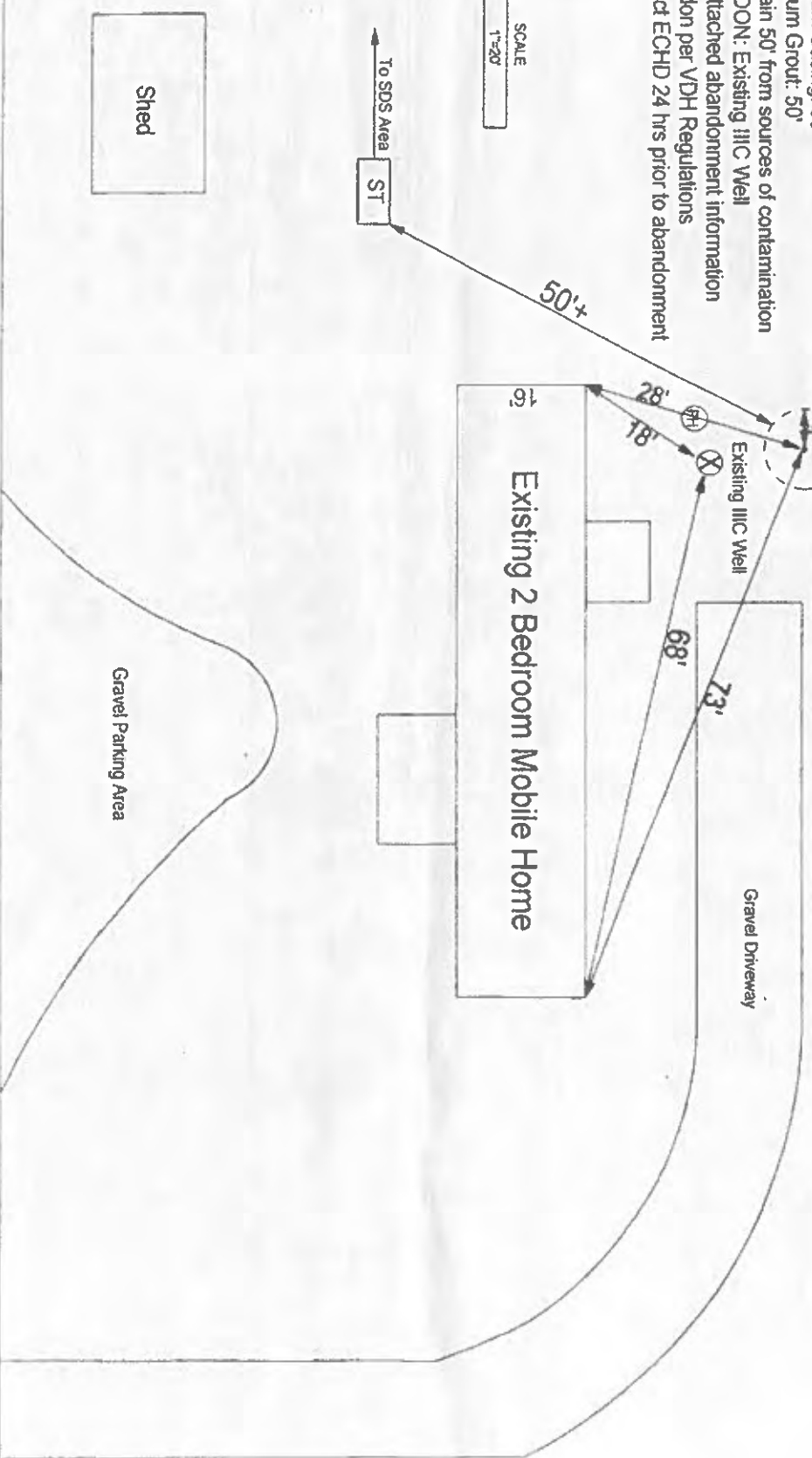

Curtis Johnson  
 168 Johnson Lane  
 Tappahannock, VA 22560

- INSTALL: New IIIB Well in given area
- Minimum Casing: 50'
- Minimum Grout: 50'
- Maintain 50' from sources of contamination
- ABANDON: Existing IIIC Well
- See attached abandonment information
- Abandon per VDH Regulations
- Contact ECHD 24 hrs prior to abandonment

New IIIB Well Area (5' Radius)



Class IIIA or IIIB well must be located a minimum of 50 feet from any potential contamination source.  
 Proposed Class IIIA or IIIB well must maintain 50ft setback from terrile treated foundations  
 \*\*\*Building Foundations within 50 ft. of any existing or proposed wells may NOT be terrile treated using chemical soil poisons.  
 Terrile application must follow GMP# 132 and #150\*\*\*  
 CALL MISS UTILITY BEFORE YOU DIG (DIAL 8-1-1).  
 A satisfactory bacterial sample result must be submitted to the local health department prior to issuance of well approval.  
 If abandonment is required, documentation of such is required on a Uniform Water Well Completion Statement or GW-2.  
 It shall be the landowner's responsibility to ensure that the water well is properly located on the landowner's property.  
 See attached abandonment specifics.

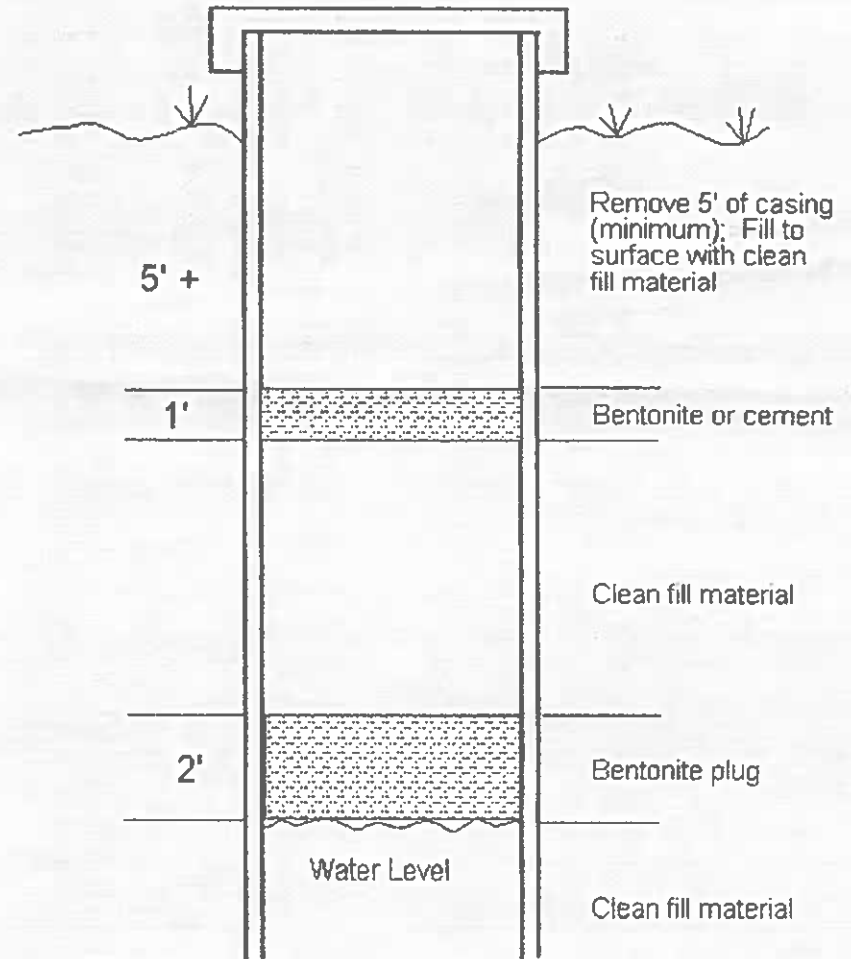


Johnson Lane



## Class III-C Bored/Dug Well Abandonment Procedures

1. All casing material may be salvaged.
2. Before the well is plugged, it shall be checked from land surface to the entire depth of the well to ascertain freedom from obstructions that may interfere with plugging (sealing) operations.
3. The well shall be thoroughly chlorinated prior to plugging (sealing).
4. Bored wells and uncased wells shall be backfilled with clean fill to the water level.
5. A two (2) foot Bentonite plug shall be placed immediately above the water level.
6. Clean fill shall be placed on top of the Bentonite and brought up to at least five (5) feet from the ground surface.
7. The top five (5) feet of well casing, if present, shall be removed from the bore hole. If an open annular space is present around the well casing, the annular space shall be filled with grout to the maximum depth possible, but less than or equal to twenty (20) feet.
8. A one foot thick cement or Bentonite grout plug that completely fills the bore void space shall be placed a minimum of five (5) feet from the ground surface.
9. The remaining space shall be filled with clean fill which is mounded a minimum of one foot above the surrounding ground surface.
10. Well location must be permanently identified, marked, or survey sited for future reference.



**\*\*ANOTHER APPROVED METHOD FOR WELL ABANDONMENT INCLUDES FILLING THE WELL FROM BOTTOM TO TOP WITH CONCRETE (TO WITHIN 5' OF THE GROUND SURFACE)\*\***